

MARKETPLACE

Safety first: needlestick injuries

Tony Beale explains how the Ronvig Conta-Guard system fulfils the requirements of the latest HSE guidelines



Figure 1: The Conta-Guard system, showing strips and autoclaveable stand, with syringe in place in the stand




Figure 2: Needle pushed through Conta-Guard strip

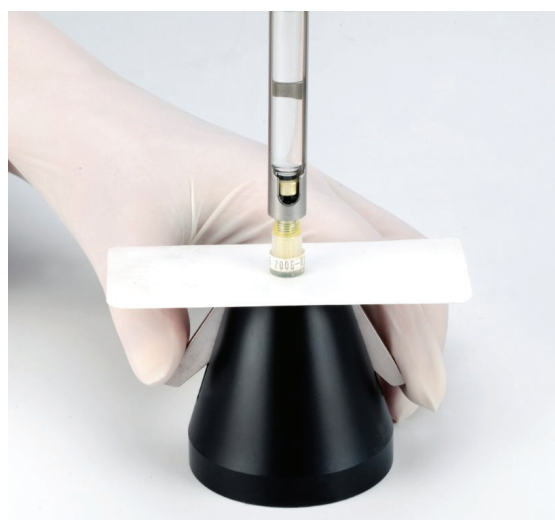


Figure 3: The Conta-Guard autoclaveable stand, showing the wings being depressed, enabling safe removal of cap

Conta-Guard consists of flexible protective safety shield strips that are made to receive the needle and its sheath

For many years, Scandinavian manufacturers have been recognised as being particularly 'safety conscious', and this can clearly be seen in the introduction of a new dental product from Danish manufacturer, Ronvig.

Conta-Guard is a single-use product that succeeds in addressing the latest requirements as outlined in the recent HSE 2013 regulations¹ that relate to the safe use and disposal of dental needles. The product is being distributed in the UK and Ireland by Optident Ltd.

It protects the user from injury throughout all procedures where dental needles are used. It also allows safe 'de-capping' and 're-capping' of the needle sheath, prior to its disposal into a safety container, and safeguards the user from needlestick injuries both from the front and rear ends of the needle.

Effective defense

Needlestick injury is not uncommon, and presents itself as a high risk to dental professionals and demands close attention when handling dental needles throughout their use from chairside to waste. Conta-Guard provides users with a safe, simple and highly effective method for handling dental needles, and can be easily incorporated into routine procedures in virtually all dental practices.

The product consists of flexible protective safety shield strips that are made to receive the needle and its sheath, and a specially designed conically shaped stand that can hold the needle sheath prior to re-capping. Once the Conta-Guard has been used to 'safety-seal' the needle, it allows its safe handling until final disposal. ▶

MARKETPLACE



Figure 4: The Conta-Guard stand showing the needle cap left in place after removal of the syringe

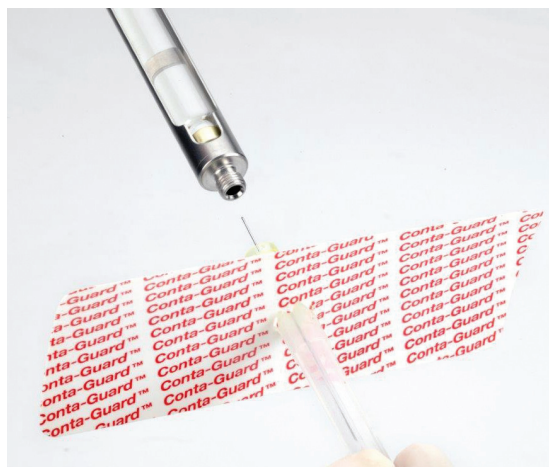


Figure 5: The Conta-Guard strip provides a protective shield while removing the needle from the syringe

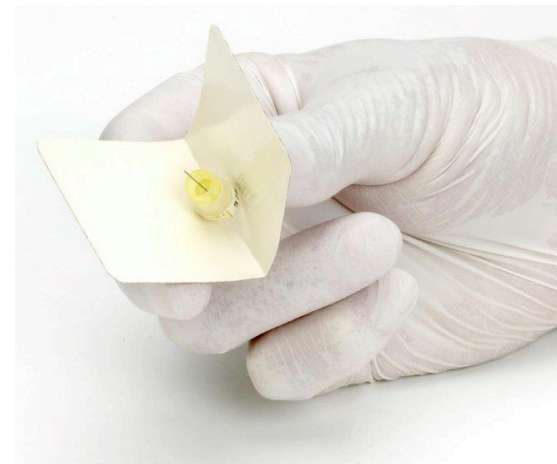


Figure 6: Folding the Conta-Guard strip around the needle

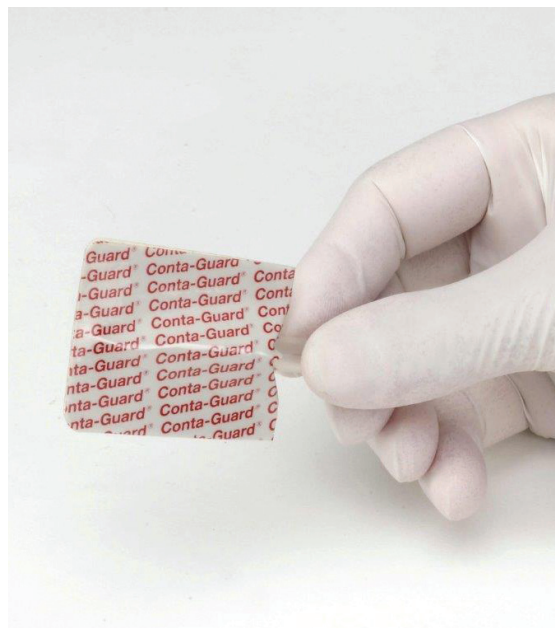


Figure 7: The fully protected needle after Conta-Guard strip has been folded, and is now ready for safe disposal

Conta-Guard compliments current dental syringe systems and offers an additional level of safety for all operatives

Simple operation

Conta-Guard is easy to use. A Conta-Guard safety shield strip should be taken from the pack, followed by the removal of its protective film. The Conta-Guard can then be placed directly onto the needle cap. The prepared syringe can then be positioned in the Conta-Guard stand.

Immediately prior to using the syringe for an injection, the protruding wings on the stand should be pressed down to enable removal of the needle cap. This procedure will ensure that the needle cap, together with the Conta-Guard, is left in the stand when any injections take place.

After injections, the operator should then use one hand to place the syringe in the stand to re-cap the needle. The syringe can be lifted from the stand and the needle can then be unscrewed. The Conta-Guard should then be folded around the rear part of the needle. The needle is now effectively sealed, and can be safely disposed of, thus ensuring that any further handling of the contaminated needle is completely safe.

Conta-Guard compliments current dental syringe systems and offers an additional level of safety for all operatives that come in to contact with dental needles. The product is available as a pack of 200 safety shields together with the fully autoclaveable Conta-Guard re-capping stand. Both items can be supplied individually if required. **DI**

References

1. European Council Directive 2010/32/EU Health and Safety (Sharp Instruments in Healthcare) regulations, 2013
Health Services Information Sheet 7 (March, 2013)
Prevent the recapping of needles. Regulation 5(1) (c)

CONTA-GUARD is available from Optident Ltd, International Development Centre, Valley Drive, Ilkley, LS29 8AL. Tel: (0044)1943 605050. Email: sales@optident.co.uk. Visit: www.optident.co.uk.