
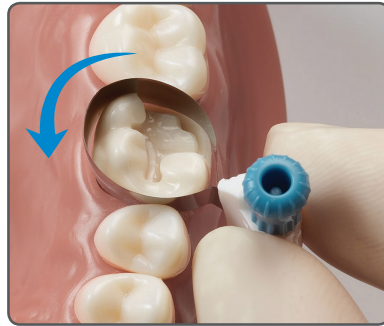


# Palodent® 360 Circumferential Matrix System

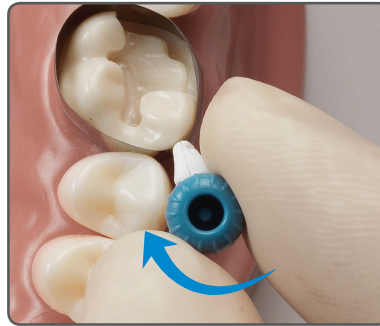
## Technique Guide



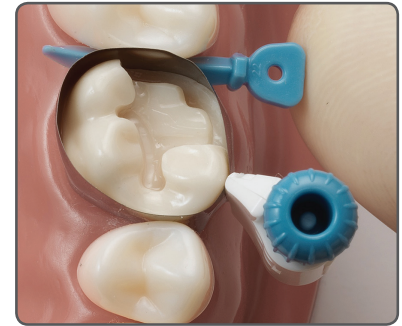
1. Grip Product Body



2. Slide band over the tooth using a downward oscillating motion



3. Twist thumb wheel to adjust tighten/loosen



4. Insert wedge

**Note:** This Product is designed to be placed in a multitude of positions to accommodate field of view, loss of tooth structure, and accessibility for instruments.

